

FRONT AXLE

MACK®

FXL18

18,000 LBS. [8 165 kg]



- Unitized wheel hubs—requires no maintenance—permanently sealed with grease.
- Sealed tapered kingpins and bearings keep out road splash, extend axle life and lower maintenance.
- Forged I-Beam construction, strong and lightweight.

DETAIL SPECIFICATIONS

MAKE: MACK

Type Reverse Elliot, Drop-Forged & Heat Treated I-Beam
 Size (Beam Center Height) 4.75" [121 mm]
 Flange Width 3.50" [89 mm] Top & Bottom
 Web Thickness 0.75" [19 mm]
 Section Modulus 9.90" in³ [172 cm³]

STEERING KNUCKLE:

Material Chromium Molybdenum Alloy Steel, Heat Treated

Spindle Diameter

Inner Bearing 2.68" [68 mm]
 Outer Bearing 2.68" [68 mm]

Steering Knuckle Pin:

Material Modified Carbon Steel, Heat Treated & Induction Hardened

Type Tapered
 Diameter

Top 1.57" [40 mm]
 Bottom 2.36" [60 mm]

STEERING KNUCKLE: (Continued)

Inclination 6°
 Knuckle Pin Support
 Upper Tapered Roller Bearing
 Lower Grooved Bushing

Thrust Bearing

Type Tapered Roller Bearing
 Location Top of Knuckle Pin Hub
 Hub Ductile Iron
 Bearings Tapered Roller (Unitized)
 Lubrication Permanently lubed with Synthetic Grease

Pivot Centers:

FXL18 69.92" [1 776 mm]
 Spring Centers 33.5" [851 mm] MRU
 32.5" [826 mm] GU

NOTE: FXL used with wide base type tires will exceed 96" [2 438 mm] overall width.

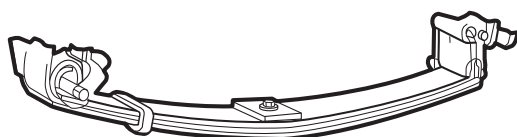


BRAKES


TYPE		CAM
SIZE	DIAMETER WIDTH	16.5" [419 mm] 5" [127 mm]
MAKE		Arvin Meritor
ACTUATION		Air
LINING THICKNESS		0.85" [22 mm] Tapered
LINING AREA, TOTAL		376 in ² [2 439 cm ²]
CHAMBER SIZE— Sq. In. Per Wheel		1 @ 24 [155 cm ²]
SLACK ADJUSTER LENGTH		5.5" [140 mm]
BRAKE ADJUSTMENT		Self-Adjusting
DUST SHIELDS		Optional

SUSPENSION


SPRING CAPACITY (GRD. LOAD RATING)	SPRING SIZE	SPRING SIZE		CHASSIS MODEL APPLICATION
		LENGTH	WIDTH	
18,000 lb. [8 165 kg] STD.	Taperleaf - Shackle	52.52" [1 334 mm]	4" [102 mm]	GU
	Multileaf - Shackle	52.52" [1 334 mm]	4" [102 mm]	GU (OPT.)
	Multileaf - Slipper	50.25" [1 276 mm]	3.5" [89 mm]	MRU
18,000 lb. [8 200 kg] HEAVY DUTY	Taperleaf - Shackle	52.52" [1 334 mm]	4" [102 mm]	GU
	Taperleaf - Slipper	50.25" [1 276 mm]	3.5" [89 mm]	MRU
	Multileaf - Shackle	52.52" [1 334 mm]	4" [102 mm]	GU
	Multileaf - Slipper	50.25" [1 276 mm]	3.5" [89 mm]	MRU




TAPERLEAF SHACKLE



TAPERLEAF EYE & SLIPPER



MULTILEAF SHACKLE



MULTILEAF EYE & SLIPPER